

Tarxien Local Council
Unaudited Financial Statements
for the year ended 31 December 2024

Two handwritten signatures in blue ink, one smaller and one larger, positioned to the right of the main title.

Table of Contents

Section	Page
Statement of Local Council Members' and Executive Secretary's Responsibilities	3
Statement of Profit or Loss and Other Comprehensive Income	4
Statement of Financial Position	5
Statement of Changes in Equity	6
Statement of Cash Flows	7
Notes to the Financial Statements	8 – 30
Report of the Local Government Auditor	31



Financial Statements for the year ended 31 December 2024

Statement of Local Council Members' and Executive Secretary's Responsibilities

The Local Councils (Financial) Regulations require the Executive Secretary to prepare a detailed annual administrative report which includes a statement of the Local Council's income and expenditure for the year and of the Council's retained funds at the end of year. By virtue of the same regulations it is the duty of the Local Council and the Executive Secretary to ensure that the financial statements forming part of the report present fairly, in accordance with the accounting policies applicable to Local Councils, the income and expenditure of the Local Council for the year and its retained funds as at the year end, and that they comply with the Act, the Local Council (Financial) Regulations, 1993 and the Local Council (Financial) Procedures issued in terms of the said Act.

The Executive Secretary is responsible to maintain a continuous internal control to ascertain that the accounting, recording and other financial operations are properly conducted in accordance with the Local Councils Act, Local Council (Financial) Regulations 1993, and the Local Councils (Financial) Procedures 1996. The Executive Secretary is also responsible for safeguarding the assets of the Council and hence for taking reasonable steps for the prevention and detection of fraud and other irregularities.



Joseph Abela Galea
Mayor



Lianne Cassar
Deputy Executive Secretary

Date: 17th January 2025

Statement of Profit or Loss and Other Comprehensive Income for the year ended 31 December 2024

	Notes	2024 EUR	2023 EUR
Income			
Funds received from Central Government	5	762,536	683,517
Income raised from Bye-Laws	7	50,432	49,815
Income raised from LES	6	5,600	4,104
Other income	8	833	11,663
		819,401	749,099
Expenditure			
Personal emoluments	9	(110,481)	(124,219)
Operations and maintenance	10	(407,713)	(321,606)
Administration and other expenditure	11	(263,944)	(227,959)
		(782,138)	(673,784)
Profit for the year		37,263	75,315

The notes on pages 8 to 30 are an integral part of the financial statements.




Statement of financial position as at 31 December 2024

	Notes	2024 EUR	2023 EUR
ASSETS			
Non-current assets			
Property, plant and equipment	12	813,017	759,637
		813,017	759,637
Current assets			
Trade and other receivables	13	61,639	168,154
Cash and cash equivalents	14	710,807	560,086
		772,446	728,240
Total assets		1,585,463	1,487,877
EQUITY AND LIABILITIES			
Retained funds		1,396,834	1,321,519
Profit for the year		37,263	75,315
		1,434,097	1,396,834
Current liabilities			
Trade and other payables	15	151,366	91,043
		151,366	91,043
Total equity and liabilities		1,585,463	1,487,877

The notes on pages 8 to 30 are an integral part of the financial statements.

These financial statements were approved by the Local Council on 17th January 2025, and signed on its behalf by:


17th J 
Joseph Abela Galea
 Mayor


Lianne Cassar
 Deputy Executive Secretary

Statement of Changes in Equity for the year ended 31 December 2024

	Retained Funds
	EUR
Balance as at 1 January 2023	1,321,519
Profit for the year	<u>75,315</u>
Balance as at 31 December 2023	1,396,834
Profit for the year	37,263
Balance as at 31 December 2024	<u><u>1,434,097</u></u>


The notes on pages 8 to 30 are an integral part of the financial statements.



Statement of Cash flows for the year ended 31 December 2024

	Notes	2024 EUR	2023 EUR
Cash flows from operating activities			
Profit for the year		37,263	75,315
Adjusted for:			
Depreciation	12	133,078	144,433
Grant Income released		61,097	(3,121)
		231,438	216,627
Movement in working capital:			
Receivables		106,515	(99,352)
Payables		60,322	14,858
Net cash generated from operating activities		398,275	132,133
Cash flows from investing activity			
Purchase of tangible fixed assets	12	(247,554)	(53,509)
Net cash used in investing activity		(247,554)	(53,509)
Net movement in cash and cash equivalents		150,721	78,624
Cash and cash equivalents at the beginning of the period		560,086	481,462
Cash and cash equivalents at the end of the period	14	710,807	560,086

The notes on pages 8 to 30 are an integral part of the financial statements.



Notes to the Financial Statements for the year ended 31 December 2024

1. General Information

Tarxien Local Council is the local authority of Tarxien setup in accordance with the Local Councils Act. The office of the Local Council is situated at 73, Saint Mary Street, Tarxien. These annual financial statements were approved for issue by The Council members on _____ 2025. The Local Council is in charge to maintain cleanliness in the locality, the maintenance and up-keep of public property and enjoys further responsibilities to provide a wide spectrum of services to residents, commercial entities and visitors alike. The Council's role also necessitates that development and up-keep is undertaken in a way that it preserves the natural environment and supports sustainable development. The Council's presentation as well as functional currency is denominated in Euro.

2. Material accounting policies

An entity should disclose its material accounting policies. Accounting policies are material and must be disclosed if they can be reasonably expected to influence the decisions of users of the financial statements.

The Council has concluded that the disclosure of the Council's material accounting policies below is appropriate. These policies have been consistently applied to all the years presented, unless otherwise stated.

2.1 Basis of preparation

These financial statements are drawn up in accordance with the accounting policies and reporting procedures prescribed for Local Councils in the Financial Regulations issued by the Minister of Finance in conjunction with the Minister responsible for Local Government in terms of Section 67 of the Local Councils Act (Cap 363). The financial statements are prepared under the historical cost convention as modified to include fair values stated in the accounting policies below.


These financial statements are prepared in accordance with the requirements of International Financial Reporting Standards as adopted by the EU and comply with the Local Councils Act Cap 363, the Financial Regulations issued in terms of this Act and the Local Councils (Financial) Procedures 1996.

New or revised standards or interpretations

New standards adopted as at 1 January 2024

Some accounting pronouncements which have become effective from 1 January 2024 and have therefore been adopted do not have a significant impact on Council's financial results or position.

- Supplier Finance Arrangements (Amendments to IAS 7 & IFRS 7);
- Lease Liability in a Sale and Leaseback (Amendments to IFRS 16);
- Classification of Liabilities as Current or Non-Current (Amendments to IAS 1); and
- Non-current Liabilities with Covenants (Amendments to IAS 1).



Notes to the Financial Statements for the year ended 31 December 2024 (continued)

2.1 Basis of preparation (continued)

These amendments do not have a significant impact on these financial statements and therefore no disclosures have been made.

Standards, amendments and interpretations to existing standards that are not yet effective and have not been adopted early by the Council

At the date of authorisation of these financial statements, several new, but not yet effective, standards and amendments to existing standards, and interpretations have been published by the IASB or IFRIC. None of these standards or amendments to existing standards have been adopted early by the Council and no interpretations have been issued that are applicable and need to be taken into consideration by the Council.

Standards and amendments that are not yet effective and have not been adopted early by the Council include:

- Lack of Exchangeability (Amendment to IAS 21 The Effects of Changes in Foreign Exchange Rates);
- Amendments to the Classification and Measurement of Financial Instruments (Amendments to IFRS 9 Financial Instruments and IFRS 7)
- Contracts Referencing Nature-dependent Electricity (Amendments to IFRS 9 and IFRS 7)
- IFRS 18 Presentation and Disclosure in Financial Statements
- IFRS 19 Subsidiaries without Public Accountability: Disclosures.

These amendments are not expected to have a significant impact on the financial statements in the period of initial application and therefore no disclosures have been made.

Management anticipates that all relevant pronouncements will be adopted for the first period beginning on or after the effective date of the pronouncement. New standards, amendments and interpretations not adopted in the current year have not been disclosed as they are not expected to have a material impact on the Council's financial statements.

2.2 Material accounting policies

The material accounting policies and reporting procedures used by the Council are as follows:

a. Revenue recognition

Revenue is recognised when there are no significant uncertainties concerning the derivation of consideration or associated costs. Interest income is recognised in the Statement of Profit or Loss and Other Comprehensive Income as it accrues.



Notes to the Financial Statements for the year ended 31 December 2024 (continued)

2.2 Material accounting policies (continued)

b. Local Enforcement System

The Tarxien Local Council forms part of the Regjun Xlokk. On 1st September 2011, all LES funds were diverted to five regions. With effect from 1st September 2011, the only income attributable to the Council is commission income based on the value of contraventions paid at Tarxien Local Council. In line with the Memo issued from the Department for Local Government dated 30th September 2015, the LES operations started gradually being phased out from the Regional Committee towards the Local Enforcement System Agency (LESA) with effect from 1st October 2015, until 31 December 2015.


Prior to 1st September 2011, the Tarxien Local Council formed part of the Southern Joint Committee.

c. Property, Plant and Equipment

Property, plant and equipment is stated at cost less accumulated depreciation and impairment loss to date. Depreciation is calculated on a monthly basis using the straight-line method at rates calculated to write off the cost less residual value of each asset over its expected useful life as follows:

	Number of Years
Trees	0 years
Buildings	99 years
Office Furniture and Fittings	1 to 13 years
Construction Works	10 years
Urban Improvements (Street Furniture)	1 to 10 years
Special Projects	1 to 10 years
Office Equipment	1 to 5 years
Motor Vehicles	5 years
Plant and Machinery	5 years
Computer Equipment	1 to 4 years
Plants	1 year
Litter Bins	replacement basis
Playground furniture	1 year
Traffic Signs	replacement basis
Road Signs	replacement basis
Street Mirrors	replacement basis
Street Lights	1 year

Gains and losses on disposal of property, plant and equipment are determined by reference to their carrying amount and are taken into account in determining operating profit. The residual values and useful lives of the assets are reviewed and adjusted as appropriate, at each statement of financial position date. The carrying amount of an asset is written down immediately to its recoverable amount if the carrying amount of the asset is greater than its estimated recoverable amount.



Notes to the Financial Statements for the year ended 31 December 2024 (continued)

2.2 Material accounting policies (continued)

c. Property, Plant and Equipment (continued)

Subsequent costs are included in the carrying amount of the asset or recognized as a separate asset, as appropriate, only when it is probable that future economic benefits associated with the item will flow to the Council and the cost of the item can be measured reliably. All other repairs and maintenance are charged to the Statement of Profit or Loss and Other Comprehensive Income during the financial year in which they are incurred.

d. Government Grants

Government grants relating to operating expenditure are recognized in the Statement of Comprehensive Income in the same period that the related expenditure is incurred. Government grants relating to the purchase of property, plant and equipment are accounted for using the capital approach and are thus deducted from the carrying amount of the relative non-current asset. However, government grants that are related specifically to non-capital expenditures are recognised immediately in the Statement of Profit or Loss.

e. Impairment of non-financial assets

Impairment of Financial Assets

The Local Council assesses, on a forward-looking basis, the expected credit losses associated with its debt instruments carried at amortised cost. The impairment methodology applied depends on whether there has been a significant increase in credit risk. For trade receivables, the Council applies the simplified approach permitted by IFRS 9, which requires expected lifetime losses to be recognized from initial recognition of the receivables.


Impairment of property, plant and equipment

Assets are tested for impairment whenever events or changes in circumstances indicate that the carrying amount may not be recoverable. An impairment loss is recognised for the amount by which the asset's carrying amount exceeds its recoverable amount. The recoverable amount is the higher of an asset's fair value less costs of disposal and value in use. Non-financial assets are reviewed for possible reversal of the impairment at the end of each reporting period.

f. Amounts Receivable

Amounts receivables are recognised initially at fair value and subsequently measured at amortised cost using the effective interest method, less loss allowance. Amounts receivables are amounts mainly due from Government entities for services provided in the ordinary course of operations of the Local Council. They are generally due for settlement within 30 days and therefore are all classified as current. Amounts receivables are recognised initially at the amount of consideration that is unconditional unless they contain significant financing components, when they are recognised at fair value. The Local Council holds the amounts receivables with the objective to collect the contractual cash flows and therefore measures them subsequently at amortised cost using the effective interest method. See note 21 for further for a description of the Council's impairment policies.

J. Alr



Notes to the Financial Statements for the year ended 31 December 2024 (continued)

2.2 Material accounting policies (continued)

g. Profit and Losses

Only profits that were realised at the date of the Statement of Financial Position are recognised in these Financial Statements. All foreseeable liabilities and potential losses arising up to the said date are accounted for even if they become apparent between the said date and the date on which the Financial Statements are approved.

h. Cash and Cash Equivalents


Cash and Cash Equivalents are carried in the Statement of Financial Position at face value. For the purposes of the Cash Flow Statement, cash and cash equivalents comprise cash in hand and balances held with banks after deducting bank balance overdrawn.

i. Trade and other payables

Trade and other payables are classified with current liabilities and are stated at their nominal value unless the effect of discounting is material in which case trade and other payables are measured at amortised cost using the effective interest method.

j. Leases

Leases are classified as finance leases whenever the terms of the lease transfer substantially all the risks and rewards of ownership to the lessee. All other leases are classified as operating leases. Assets held under finance leases are recognised as assets of the Council at their fair value or, if lower, at the present value of the minimum lease payments, each determined at the inception of the lease. The corresponding liability to the lessor is included in the statement of financial position as a finance lease obligation. Lease payments are apportioned between finance expenses and reduction of the lease obligation so as to achieve a constant rate of interest on the remaining balance of the liability. Finance expenses are recognised immediately in profit or loss, unless they are directly attributable to qualifying assets. Contingent rentals are recognised as expenses in the periods in which they are incurred. Rentals payable under operating leases are charged to income on a straight-line basis over the term of the relevant lease except where another more systematic basis is more representative of the time pattern in which economic benefits from the lease asset are consumed. Contingent rentals arising under operating leases are recognised as an expense in the period in which they are incurred. In the event that lease incentives are received to enter into operating leases, such incentives are recognised as a liability. The aggregate benefit of incentives is recognised as a reduction of rental expense on a straight-line basis over the lease term, except where another systematic basis is more representative of the time pattern in which economic benefits from the leased asset are consumed.



Notes to the Financial Statements for the year ended 31 December 2024 (continued)

2.2 Material accounting policies (continued)

k. Financial instruments

Recognition and derecognition

Financial assets and financial liabilities are recognised when the council becomes a party to the contractual provisions of the financial instrument.

Financial assets are derecognised when the contractual rights to the cash flows from the financial asset expire, or when the financial asset and all substantial risks and rewards are transferred. A financial liability is derecognised when it is extinguished, discharged, cancelled or expires.

Classification and initial measurement of financial assets

Except for those trade receivables that do not contain a significant financing component and are measured at the transaction price in accordance with IFRS 15, all financial assets are initially measured at fair value adjusted for transaction costs (where applicable).

Financial assets are classified into the following categories:

- amortised cost
- fair value through profit or loss (FVTPL)
- fair value through other comprehensive income (FVOCI).

The Council does not have any financial assets categorised as FVTPL and FVOCI in the periods presented.

The classification is determined by both:

- the entity's business model for managing the financial asset; and
- the contractual cash flow characteristics of the financial asset.

All income and expenses relating to financial assets that are recognised in profit or loss are presented within 'finance costs', 'finance income' or 'other financial items'.

Subsequent measurement of financial assets

Financial assets at amortised cost

Financial assets are measured at amortised cost if the assets meet the following conditions (and are not designated as FVTPL):

- they are held within a business model whose objective is to hold the financial assets and collect its contractual cash flows; and
- the contractual terms of the financial assets give rise to cash flows that are solely payments of principal and interest on the principal amount outstanding.

After initial recognition, these are measured at amortised cost using the effective interest method. Discounting is omitted where the effect of discounting is immaterial. The Council's cash and cash equivalents, trade receivables and most other receivables fall into this category of financial instruments.

Notes to the Financial Statements for the year ended 31 December 2024 (continued)

2.2 Material accounting policies (continued)

k. Financial instruments (continued)

Impairment of financial assets

IFRS 9's impairment requirements use more forward-looking information to recognise expected credit losses – the 'expected credit loss (ECL) model'. Instruments within the scope of the new requirements included loans and other debt-type financial assets measured at amortised cost and FVOCI, trade receivables, contract assets recognised and measured under IFRS 15 and loan commitments and some financial guarantee contracts (for the issuer) that are not measured at fair value through profit or loss.

Recognition of credit losses is no longer dependent on the Council first identifying a credit loss event. Instead, the Council considers a broader range of information when assessing credit risk and measuring expected credit losses, including past events, current conditions, reasonable and supportable forecasts that affect the expected collectability of the future cash flows of the instrument.

In applying this forward-looking approach, a distinction is made between:

- financial instruments that have not deteriorated significantly in credit quality since initial recognition or that have low credit risk ('Stage 1'); and
- financial instruments that have deteriorated significantly in credit quality since initial recognition and whose credit risk is not low ('Stage 2').

'Stage 3' would cover financial assets that have objective evidence of impairment at the reporting date.

'12-month expected credit losses' are recognised for the first category while 'lifetime expected credit losses' are recognised for the second category.

Measurement of the expected credit losses is determined by a probability-weighted estimate of credit losses over the expected life of the financial instrument.

Classification and measurement of financial liabilities

The Council's financial liabilities include trade and other payables.

Financial liabilities are initially measured at fair value, and, where applicable, adjusted for transaction costs unless the Council designates a financial liability at fair value through profit or loss.

Subsequently, financial liabilities are measured at amortised cost using the effective interest method except for derivatives and financial liabilities designated at FVTPL, which are carried subsequently at fair value with gains or losses recognised in profit or loss (other than derivative financial instruments that are designated and effective as hedging instruments).

Notes to the Financial Statements for the year ended 31 December 2024 (continued)

2.2 Material accounting policies (continued)

k. Financial instruments (continued)

All interest-related charges and, if applicable, changes in an instrument's fair value that are reported in profit or loss are included within 'finance costs' or 'finance income'.

l. Related parties

Related parties are those persons or bodies of persons having relationships with the Council as defined in International Accounting Standard (IAS) 24.

m. Capital Management

The Council's capital consists of its net assets, including working capital, represented by its retained funds. The Council's management objectives are to ensure:

- that the Council's ability to continue as a going concern is still valid; and
- that the Council maintains a positive working capital ratio.

The Council carries out a quarterly review of the working capital ratio ("Financial Situation Indicator"). This ratio was positive at the reporting date. The Council also uses budgets and business plans to set its strategy to optimise its use of available funds and implement its commitments to the locality.

n. Critical Accounting Estimates and Judgements


Estimates and judgements are continually evaluated and based on historical experience and other factors including expectations of future events that are believed to be reasonable under the circumstances. Except for the issues highlighted in note 3 below, the Council is of the opinion that the accounting estimates and judgements made in the preparation of the Financial Statements are not difficult, subjective or complex, to a degree that would warrant their description as critical in terms of the requirements of IAS1 (revised) - 'Presentation of Financial Statements'.

o. Inventories

Inventories are valued at the lower of cost and net realisable value.

3. Judgments in applying accounting policies and key sources of estimation uncertainty

In preparing these Financial Statements, the Local Council has made no judgements and estimates that affect the application of accounting policies and that can significantly affect the amounts recognised.



Notes to the Financial Statements for the year ended 31 December 2024 (continued)

4. Assessment of going concern

The Statement of Financial Position on page 5 and the notes thereto, suggest that the going concern assumption used in the preparation of these financial statements is dependent on the annual financial allocation by Central Government, the collection of debts due to the Council and on the continued support of the Council's creditors. Any adverse change in either of these assumptions above would not let the Council meet its financial obligations as they fall due without curtailing its future commitments.

5. Funds received from Central Government

	2024 EUR	2023 EUR
In terms of section 55 of the Local Councils Act (Cap 363)	714,620	639,017
Other Supplementary Government Income	47,916	-
Other Government Income	-	40,281
Organic collection fees	-	4,219
	<u>762,536</u>	<u>683,517</u>

6. Income raised under LES

	2024 EUR	2023 EUR
Commission Income for contraventions paid at Council	<u>5,600</u>	<u>4,104</u>


7. Income from Bye Laws

	2024 EUR	2023 EUR
Income from permits	<u>50,432</u>	<u>49,815</u>

8. General income

	2024 EUR	2023 EUR
Other Income	<u>833</u>	<u>11,663</u>

JAL



Notes to the Financial Statements for the year ended 31 December 2024 (continued)

9. Personal emoluments

	2024	2023
	EUR	EUR
<i>Key Management Personnel</i>		
Mayor's Honoraria and Allowance	14,109	17,184
Councillors' Allowance	11,910	15,400
Executive Secretary salary and allowances	15,806	28,220
	41,825	60,804
<i>Operations Personnel</i>		
Employees' salaries	41,188	48,220
Social Security Contributions	27,468	15,195
	68,656	63,415
	110,481	124,219
<i>Average number of people employed</i>		
Employees	4	4
Mayor and Councillors	7	7



Notes to the Financial Statements for the year ended 31 December 2024 (continued)

10. Operations and maintenance

	2024 EUR	2023 EUR
Repairs and upkeep:		
Road and street pavements (patching works)	3,304	5,264
Road markings and street signs	11,894	11,114
Other repairs and upkeep	4,860	2,850
Street lighting	20,672	15,084
	<u>40,730</u>	<u>34,312</u>
 Contractual Services:		
Refuse collection	60,292	68,000
Landfill tipping fees	119,028	80,163
Road and street cleaning (mechanical and manual)	49,405	37,174
Bulky refuse collection (including open skips)	15,662	17,498
Cleaning and maintenance of parks and gardens	22,256	3,374
	<u>266,643</u>	<u>206,209</u>
 Other Expenditure:		
Community and hospitality	79,380	59,544
Other contractual services	1,916	3,778
Public utilities	14,004	6,825
Rent	4,120	10,006
Bank charges	920	932
	<u>100,340</u>	<u>81,085</u>
	<u>407,713</u>	<u>321,606</u>

11. Administration and other expenditure

	2024 EUR	2023 EUR
Depreciation and amortisation	133,078	144,433
Professional services	32,474	26,854
Insurance	8,920	9,068
Office services	27,623	16,697
Utilities	7,941	6,704
Transport	9,505	1,271
Information services	5,308	4,310
Office repairs and maintenance	21,880	9,831
General expenditure	17,215	8,791
	<u>263,944</u>	<u>227,959</u>

J. A. M.

[Signature]

12. Property, plant and equipment

Assets	Property	Office furniture and fittings	Street Signs	Urban Improvements	Office Equipment	Computer Equipment	Special Programs	Motor Vehicles	Assets under Construction	Total
	EUR	EUR	EUR	EUR	EUR	EUR	EUR	EUR	EUR	EUR
Cost										
01.01.2024	156,118	75,967	14,990	283,688	37,664	29,354	3,469,878	47,531	4,000	4,119,190
Additions	-	-	-	242,129	1,426	-	-	4,000	-	247,554
Asset disposal	-	-	-	-	-	-	-	-	-	-
31.12.2024	156,118	75,967	14,990	525,817	39,090	29,354	3,469,878	51,531	4,000	4,366,744
Grants										
01.01.2024	-	24,846	-	84,603	-	2,300	1,345,508	30,000	-	1,487,257
Additions	-	6,716	-	43,381	-	-	-	11,000	-	61,097
31.12.2024	-	31,562	-	127,984	-	2,300	1,345,508	41,000	-	1,548,354
Acc Dep										
01.01.2024	32,769	29,345	14,990	107,098	35,532	19,403	1,627,723	5,436	-	1,872,296
Charge for the period	1,468	1,758	-	23,139	1,296	4,290	102,467	(1,341)	-	133,078
31.12.2024	34,237	31,103	14,990	130,237	36,828	23,693	1,730,190	4,095	-	2,005,374
Net Book Value										
31.12.2024	121,881	13,302	-	267,596	2,262	3,361	394,180	6,436	4,000	813,017

12. Property, plant and equipment (continued)


Assets	Property	Office furniture and fittings		Street Signs	Urban Improvements	Office Equipment	Computer Equipment	Special Programs	Motor Vehicles	Assets under construction	Total
		EUR	EUR								
Cost											
01.01.2023	156,118	68,672	14,990	174,060	37,115	30,454	3,469,878	46,850	-	3,998,137	
Additions	-	7,295	-	109,628	549	6,223	-	681	4,000	128,376	
Asset disposal	-	-	-	-	-	(7,323)	-	-	-	(7,323)	
31.12.2023	156,118	75,967	14,990	283,688	37,664	29,354	3,469,878	47,531	4,000	4,119,190	
Grants											
01.01.2023	-	24,846	-	9,735	-	9,623	1,345,508	30,000	-	1,419,712	
Additions	-	-	-	74,868	-	(7,323)	-	-	-	67,545	
31.12.2023	-	24,846	-	84,603	-	2,300	1,345,508	30,000	-	1,487,257	
Acc Dep											
01.01.2023	31,301	27,227	14,990	97,441	34,313	15,141	1,506,397	1,053	-	1,727,863	
Charge for the period	1,468	2,118	-	9,657	1,219	4,262	121,326	4,383	-	144,433	
31.12.2023	32,769	29,345	14,990	107,098	35,532	19,403	1,627,723	5,436	-	1,872,296	
Net Book Value											
31.12.2023	<u>123,349</u>	<u>21,776</u>	<u>-</u>	<u>91,987</u>	<u>2,132</u>	<u>7,651</u>	<u>496,647</u>	<u>12,095</u>	<u>4,000</u>	<u>759,637</u>	

Notes to the Financial Statements for the year ended 31 December 2024 (continued)

13. Trade and other receivables

	2024 EUR	2023 EUR
Financial Assets		
Trade receivables	123,653	102,178
Funds advanced to Joint Venture	5,617	5,617
Impairment recognized on receivables	(122,134)	(35,396)
Accrued income	49,346	90,120
Total Financial Assets	<u>56,482</u>	<u>162,519</u>
Non-Financial Assets - Prepayments	<u>5,157</u>	<u>5,635</u>
Total receivables	<u>61,639</u>	<u>168,154</u>
<i>Trade Receivables are analysed as follows:</i>		
Within credit period (0 - 30 days)	361	65,959
Exceeded credit period but not impaired (31 days +)	123,292	122,957
Impaired and provided for	(122,134)	(122,134)
	<u>1,519</u>	<u>66,782</u>
<i>Movement in impairment provisions</i>		
Balance at beginning of the year	<u>122,134</u>	<u>122,134</u>
Balance at end of year	<u>122,134</u>	<u>122,134</u>

Impairment recognised on receivables relates to all outstanding monies due from the Law Enforcement Pre-Pooling System amounting to EUR 86,738 (2023 – EUR 86,738) and a provision of general receivables based on the Council's historical credit loss experience, amounting to EUR 35,396 (2023 – EUR 35,396).

J-AR 

Notes to the Financial Statements for the year ended 31 December 2024 (continued)

14. Cash and cash equivalents

Cash and cash equivalents consist of the following:

	2024 EUR	2023 EUR
Cash at bank	710,764	559,783
Cash in hand	43	303
Total Cash and cash equivalents	<u>710,807</u>	<u>560,086</u>

The Council entered into an arrangement with the bank to automatically transfer funds from the savings account to the current account on an as need basis, that is when payments are actually presented to the bank. As at the end of last year, there were the unrepresented payments pending on the current account.

15. Trade and other payables

	2024 EUR	2023 EUR
Financial Liabilities		
Trade payables	80,454	53,494
Accruals	10,322	10,025
Deferred Income	31,550	9,800
Other payables	16,041	4,725
	<u>138,367</u>	<u>78,044</u>
Non-Financial Liabilities		
Youth Exchanges	2,200	2,200
Liabilities arising from JV in excess of Investment	10,799	10,799
	<u>12,999</u>	<u>12,999</u>
Total Liabilities	<u>151,366</u>	<u>91,043</u>

Notes to the Financial Statements for the year ended 31 December 2024 (continued)

16. Advance Payment

Advance payment relates to income received from government grants. The below balances represent advances payment received for capital projects.

	2024	2023
	EUR	EUR
<i>Advance payment</i>		
Capital project – Norway Grant	<u>31,050</u>	<u>19,085</u>
Amount released from advance payment (capital grant)	<u>(3,500)</u>	<u>(19,085)</u>
Advance payment – Current Liabilities	<u>27,550</u>	<u>-</u>

17. Related Party Transactions

The Government of Malta, specifically the Department of Local Government, is considered to be a related party by virtue of control.

During the year under review, the Council carried out transactions with the following related parties:

Two handwritten signatures in blue ink are present. The first signature on the left is 'J. A. V.' and the second signature on the right is a stylized, cursive signature.

Notes to the Financial Statements for the year ended 31 December 2024 (continued)

17. Related Party Transactions (continued)

Name of Entity	Nature of Relationship
Department of Local Government	Significant Control
Southern Harbour District Joint Comm.	Joint Control
Regjun Xlokk	Joint Control
Automated Revenue Management Services Ltd	No Control
Commissioner of Police	No Control
Dept of Information	No Control
Education Department	No Control
Enemalta Corporation	No Control
Housing Authority	No Control
Information and Data Protection Commissioner	No Control
Land Department	No Control
Local Council Association	No Control
Malta Tourism Authority	No Control
Malta Transport Authority	No Control
Malta Transport Authority	No Control
Malta Environment & Planning Authority	No Control
Malta Information Technology and Training Services Ltd	No Control
Office of the Prime Minister	No Control
Regjun Centrali	No Control
Regjun Ghawdex	No Control
Regjun Nofsinhar	No Control
Regjun Tramuntana	No Control
Regjun Port	No Control
The Accountant General	No Control
WasteServ Malta Ltd	No Control
Water Services Corp.	No Control
Cassar ship repair (joint venture)	No Control

The following were the transactions carried out by the Council with related parties having significant control:

Income	2024 EUR	2023 EUR
Funds received from Central Government	<u>762,536</u>	<u>639,017</u>

JAA



Notes to the Financial Statements for the year ended 31 December 2024 (continued)

17. Related Party Transactions (continued)

The following balances were outstanding at the end of the year:

	Amounts owed by related parties		Amounts owed to related parties	
	2024 EUR	2023 EUR	2024 EUR	2023 EUR
Significant control	-	65,755	-	-
Joint Control	-	-	-	-
No Control	35,435	36,397	47,602	21,124

The amounts outstanding are unsecured and will be settled in cash. No guarantees have been given or received. Balances owed by related parties exclude provision for bad or doubtful debts in respect of the amounts owed by related parties since these exceed two years.

Key Management Compensation

Transactions with key management personnel are disclosed in note 9.

18. Fair values of financial assets and financial liabilities

At 31 December 2024, the carrying amounts of financial assets and financial liabilities classified with current assets and current liabilities respectively, approximated their fair values due to the short-term maturities of these assets and liabilities.

Notes to the Financial Statements for the year ended 31 December 2024 (continued)

19. Financial risk management

The exposures to risk and the way risks arise, together with the Council's objectives, policies and processes for managing and measuring these risks are disclosed in more detail below. The objectives, policies and processes for managing financial risks and the methods used to measure such risks are subject to continual improvement and development.

By their nature, the Local Council's financial instruments are limited to trade receivables and trade payables in terms of financial assets and financial liabilities respectively.

	2024	2023
	EUR	EUR
Financial Assets		
Trade receivables	123,653	102,178
Funds advanced to Joint Venture	5,617	5,617
Impairment recognized on receivables	(122,134)	(35,396)
Accrued income	49,346	90,120
Cash at bank and in hand	710,807	560,086
Total Financial Assets	767,289	722,605

Currently the Local Council holds its cash at bank balances with reputable and investment grade rated banking institutions (31 December 2024: BBB by S&P Global, 31 December 2023: BBB by S&P Global) and accordingly, on the basis of the low credit risk exemption, the resulting 12m-ECLs in terms of IFRS 9 were not considered to be material.

Credit risk

Impairment of financial assets

Financial assets which potentially subject the Local Council to concentrations of credit risk consist principally of receivables and cash at bank. The Council's cash is placed with reputable financial institutions. While cash and cash equivalents are also subject to the impairment requirements of IFRS 9, the identified impairment loss was immaterial.

Trade receivables

The Council applies the IFRS 9 simplified approach to measuring expected credit losses which uses a lifetime expected loss allowance for all trade receivables. To measure the expected credit losses, trade receivables have been grouped based on shared credit risk characteristics and the days past due. The expected loss rates are based on the corresponding historical credit losses experienced in the past. The historical loss rates are adjusted to reflect current and forward-looking information on macroeconomic factors affecting the ability of the customers to settle the receivables.

Notes to the Financial Statements for the year ended 31 December 2024 (continued)

19. Financial risk management (continued)

On that basis, the loss allowance as at 31 December 2024 was determined as follows for trade receivables:

31 December 2024	Up to 120 days past due	Over 120 days but less than year - past due	Over two years – past due	Total
	EUR	EUR	EUR	EUR
Expected credit loss	0%	0%	100%	
Gross carrying amount	1,518	-	35,396	
Loss allowance	-	-	35,396	35,396
31 December 2023	Up to 120 days past due	Over 120 days but less than year - past due	Over two years – past due	Total
	EUR	EUR	EUR	EUR
Expected credit loss	0%	0%	100%	
Gross carrying amount	962	38	35,396	
Loss allowance	-	-	35,396	35,396

Trade receivables are written off when there is no reasonable expectation of recovery. Indicators that there is no reasonable expectation of recovery include, among others, the failure of a debtor to engage in a repayment plan.

Impairment losses on trade receivables are presented as provision for expected credit losses within operating profit. Subsequent recoveries of amounts previously written off are credited against the same line item.

Notes to the Financial Statements for the year ended 31 December 2024 (continued)

19. Financial risk management (continued)

Liquidity risk

Liquidity risk is defined as financial distress, an extraordinary measure which needs to be taken to manage the Council's present commitments arising due to shortage of funds. The objective of liquidity risk management is to maintain sufficient liquidity, and to ensure that it is available within the necessary time frame in order not to create financial distress and curtail current obligations as well as future short-term commitments. The Council monitors and manages its risk to a shortage of funds by maintaining sufficient cash and by monitoring the availability of raising funds to meet commitments due. As at year end, the Council had a net working capital of EUR 621,080 (2023: of EUR 637,197).

The Council's financial liabilities at the reporting dates under review are all short-term and their contractual maturities fall within one year.

Interest Rate Risk

The Council operates bank accounts without any financing facilities. As a result, the Council is not exposed to cash flow interest rate risk on bank borrowings.

Foreign Currency Risk

Foreign currency transactions arise when the Council buys or sells goods whose price is denominated in a foreign currency, or incurs or settles liabilities, denominated in a foreign currency. The Council does trade in any foreign currency transactions.

Summary of financial assets and liabilities

The carrying amounts of the Local Council's financial assets and liabilities as recognized at the reporting dates under review are categories as follows:

	2024	2023
	EUR	EUR
Current Assets		
Financial assets measured at amortised cost:		
Trade and other receivables	12,293	72,399
Accrued Income	49,346	90,120
Cash at bank and in hand	710,807	560,086
	<u>772,446</u>	<u>722,605</u>
Current Liabilities		
Financial liabilities measured at amortised cost:		
Trade payables	80,454	53,494
Accruals and other payables	70,911	24,550
	<u>151,366</u>	<u>78,044</u>

J.A.R.

[Signature]

Notes to the Financial Statements for the year ended 31 December 2024 (continued)

20. Contingent liabilities, Contingent assets

Contingent liabilities

The Council has entered into a Local Enforcement Pooling System, losses from which system cannot be quantified at the year-end date and have been excluded from these financial statements.

The Council is involved in a court case and an arbitration case, along with the Commissioner of Land in respect of land occupied by Mark Farrugia Garden. The Council, on the advice of its legal counsel, does not expect a negative financial impact to this case.

Contingent assets

The Council has entered into a Local Enforcement Pooling System profits from which system cannot be quantified at the year-end date and have been excluded from these financial statements.



21. Investment in Joint Venture

The Council has a Joint Venture agreement to develop and manage a football pitch in the locality. The Council owns 50% of this venture. The following are the salient point of the Joint Venture agreement:

- the land on which the ground is built, which was devolved to the council by the Department of Lands, remains the property of the Council;
- the mayor of the Council, who acts as chairman of the management committee, has the right to a casting vote in the event of a deadlock;
- legal representation is vested in the chairman of the management committee;
- the contractual agreement does not establish the parties' rights to the assets, and obligations for the liabilities, and the parties' rights to the corresponding revenues and obligations for the corresponding expenses.

On the basis of the above points, the venture is deemed to be a Joint Venture in accordance with IFRS 11 – Joint Arrangements. The Council has recorded this investment at cost in its separate financial statements. The Council's initial investment cost was EUR46,587. The equity value of the Joint Venture as at 31 December 2024 based on unaudited financial statements stood at negative EUR 10,799 (2023: negative EUR 10,799).

In accordance with IAS 28 - Investments in Associates and Joint Ventures, the difference between the original investment cost and the equity value owned by the Council as at year end is recognized in the Statement of Financial Position against the original investment to the extent of the value of the investment. In view of the fact that in 2013, the Council's investment was reduced to zero with the losses incurred by the Joint Venture, liabilities in excess of the original investment cost are being recognized only to the extent that the Council has incurred legal or constructive obligations or made payments on behalf of the Joint Venture.



Notes to the Financial Statements for the year ended 31 December 2024 (continued)

22. Events after the reporting date

No adjusting or significant non-adjusting events have occurred between the reporting date and the date of approval by the council members of the financial statements for the year.

